

Yale Campus Health



Yale Health On Track

User Guide:

Log in to Health On Track

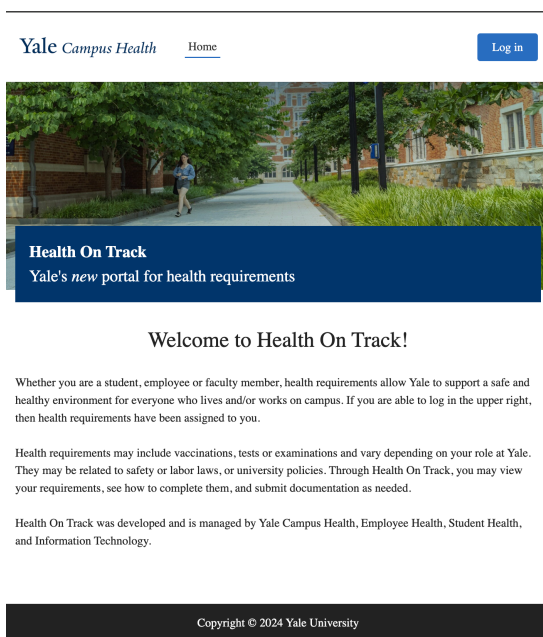
Yale Campus Health

Health On Track is Yale’s portal for managing and fulfilling health requirements.

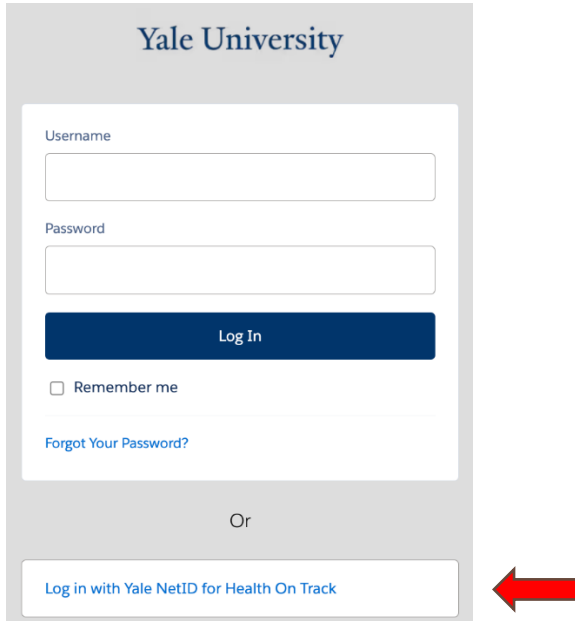
Only individuals or those who supervise individuals with health requirements for employment or research purposes will be able to log in. If you cannot log in with your Yale NetID, you do not have any health requirements at this time.

Log in instructions:

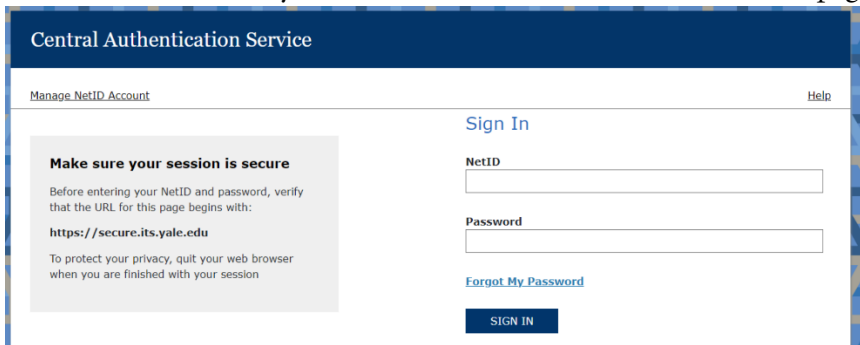
1. To access Health On Track, go to <https://healthontrack.yale.edu/s/>
2. From the home page, click the Log In button in the upper right corner. If you were already authenticated with your Yale NetID, you may go directly to the log in screen in the next step.



3. On the Log In page, click on the option at the bottom to “Log in with Yale NetID for Health On Track”



4. This will route you to the Yale Central Authorization Service page to enter your credentials.



If you have ONE OR MORE health requirements:

Once logged in, you will be routed to the portal Home page with:

1. A welcome message
2. Prompt if you have outstanding health requirements to complete.
3. A Status message for Workday Learning
4. A table listing your outstanding requirements and their statuses.

Welcome to Health On Track!

Whether you are a student, employee or faculty member, health requirements allow Yale to support a safe and healthy environment for everyone who lives and/or works on campus. You are here because health requirements have been assigned to you.

Health requirements may include vaccinations, tests or examinations and vary depending on your role at Yale. They may be related to safety or labor laws, or university policies. Through Health On Track, you may view your requirements, see how to complete them, and submit documentation as needed.

Health On Track was developed and is managed by Yale Campus Health, Employee Health, Student Health, and Information Technology.

Welcome

You have outstanding health requirements. Do you want to satisfy any of them now?

Next

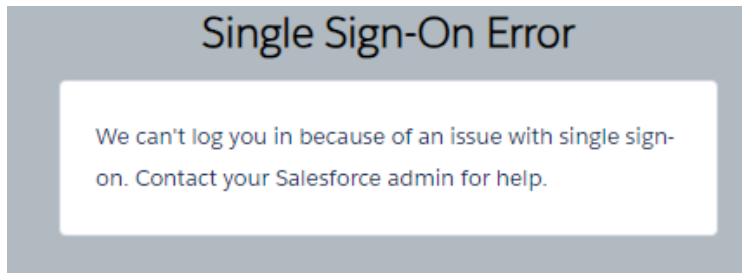
Workday Training Status: [Workday Learning Status Unavailable](#) | [Workday Learning](#)

MY OUTSTANDING HEALTH REQUIREMENTS

Health Requirement Name	Compliance Status	Compliance Indicator	Past Due Date
Flu Vaccination	In Progress		<input type="checkbox"/>

If you DO NOT have any health requirements:

If you do not have any health requirements, after you successful authenticate with your NetID you will receive a **single sign-on error**: “We can’t log you in because of an issue with single sign-on. Contact your Salesforce admin for help.” In this case, single sign-on did not have an error. Single sign-on can only decipher that you do not have a Health On Track user account at this account. Only people with active health requirements or who supervise people with health requirements will be able to log in.



If you believe you have health requirements but receive this single sign-on error message, please contact the support team to confirm: campus.health.systems@yale.edu

Questions about this software?

Contact:

Yale Campus Health, Health on Track Team

campus.health.systems@yale.edu

Yale *Campus Health*

Ver 1.0 January 2024